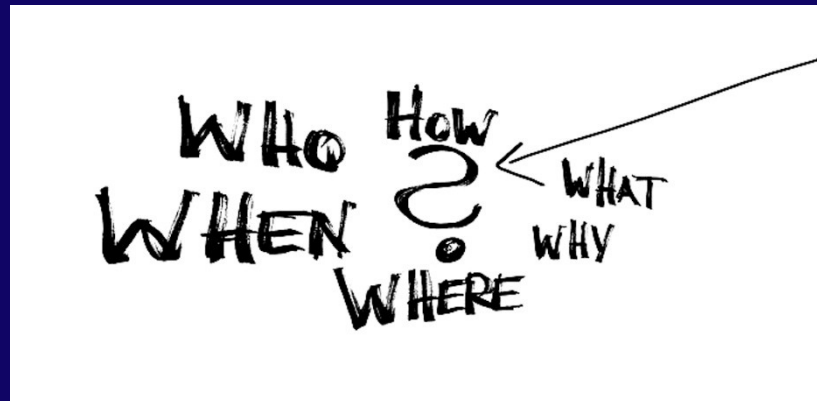


Micro-teacher-training - „From colleague to colleague“



Mikrofortbildungen

Teachers with diverse experiences and
knowledge share it with colleagues,
which leads to a better qualification
=> learning in small units in small steps
microlearning, learning on demand

1.

1. From the Team for the Team

2. or „from colleague to colleague“:

3.

4. The expert is a (well-known) colleague

2. Guide on the side

The experts are later on - during the time of realisation - in school and serve as contact persons to answer questions occurring later

=> lasting communication is possible

Mikrofortbildungen



3. WeQ instead of IQ: micro-teacher-training profits from teamwork.

Instead of single person also a team can organise the training event.

4. Short & firm :

Time: ca. 30-45 minutes

Not too much

Content can be put into practice and tested directly during lessons

Die Prinzipien von Mikrofortbildungen



5. small effort:

Teachers are not out of school and no lessons must be covered

The training is in the school, where it will be put into practice

The time of the training can be chosen according to the requirements of the teachers

6. different offers:

Regular micro-teacher-trainings can offer a large range of different subjects and competences

E.g.: use of different apps , best practice, classroom management, multiplication of input from other teacher-trainings

Micro-teacher-training – Why?



Low level training

Information for colleagues

Communication between colleagues

Impulse for own lessons

Appreciation of colleagues

...

Mirco-teacher-training at:



Time: lunch break: 13.15 – 13.45 H

Different days of the week

Different subjects

Announced bei Email and notice

(digital and analog)

Examples

- How to conduct a survey via „Edkimo“
(survey-tool)
- How to share videos on Youtube
- How to take a screen-record with my iPad
-


You got an idea for a micro-teacher-training? Perfect!



1. Download the form from [te](#)
2. Fill in the form :
 - Date
 - Time
 - Classroom
3. Publish the form at least one week before your teacher-training
4. Do the teacher training
5. Evaluate your teacher training

The form of tender

WHO
WHEN
WHERE
How
?
WHAT
WHY



subject of the mirco-teacher-training: _____

Description: _____

Instructor: _____

Date: _____

Time: _____

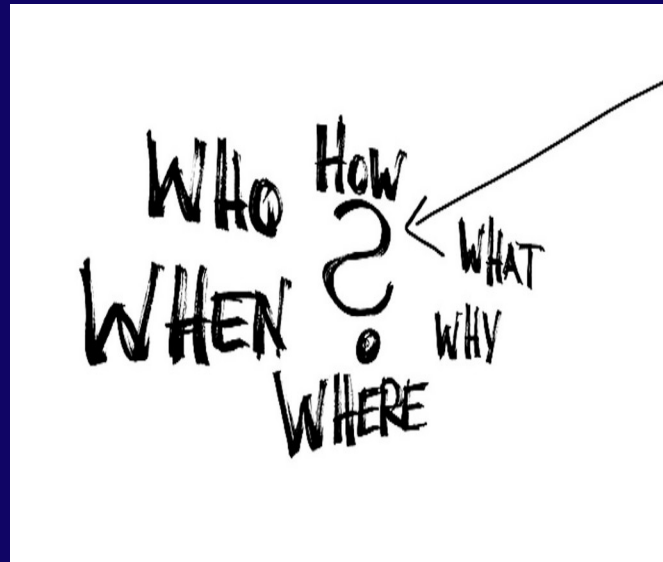
Room: _____

Please inscribe if you can take part of if you are interested.

If there is more interest we are looking for an alternative date.

	Name	interest	participation
1			
2			

Thanks for



Thanks for
listening